



RESOURCE CATALOGUE



GOSPEL FOLIO PRESS

I WILL PUBLISH THE NAME OF THE LORD

Dear Christian Workers and Bible Teachers

Since 1923 GOSPEL FOLIO PRESS has been focused on two main objectives: literature for gospel outreach efforts including gospel tracts and Bible teaching materials for those involved in children's work and Bible study classes. Today, over 80 years later, our interests and objectives remain the same.

Through many interviews and conversations with those working with children and new believers, it became evident that help with lesson preparation and presentation would be appreciated and, in many cases, greatly needed.

Line Upon Line Modular Bible Lessons were developed and designed to assist those involved with: children's work in Sunday school; youth group classes; small group Bible studies; and summer camp work, where the "three C's" are essential: the Word must be Clear, Concise, and Consecutive.

The title, "Line Upon Line Modular Bible Lessons" is taken from

Isaiah 28:9-10: "Whom will he teach knowledge? And whom will he make to understand the message? Those just weaned from milk? Those just drawn from the breasts? For precept must be upon precept, line upon line, line upon line, here a little, there a little."

The Bible is a book of thought ("precept"), order ("line"), progression ("upon"), and simplicity ("a little"). Bible teaching material should have the same characteristics.

We have developed and have now available:
* Seventeen 13 week modules (a five year cycle) providing a comprehensive Bible overview of the: Old Testament, the Gospels, and the book of the Acts.
* Four age-group levels: Primary (grades 1-3),

Intermediate (grades 4-6), Junior High (grades 7-10), and Advanced (senior teens and adults).

* A Separate Pre-school curriculum covering basic concepts of the Bible and the Christian faith—4 books of 12 lessons each.

Main Objectives

Here are our three main objectives for these Line Upon Line Modular Bible Lessons. If you share them, then this material is just what you have been looking for.

1 To teach the whole counsel of God to the whole family, but at the appropriate level of age and stage of life.

2 To preach and teach Christ as the answer to man's sinful state and as the great object and principle of the believer's life, with the objective that the Spirit of God will use it to the salvation and sanctification of young people and adults.

3 To not only reach the students through the teacher, but to encourage and assist the teachers to be better Christians and therefore better teachers.

This booklet will provide you with an overview of the materials available: samples of the Teachers' Manuals, Students' Manuals and the weekly take-home Students' Papers. We would be pleased to answer your questions or provide additional information regarding the Line Upon Line Modular Bible Lessons. Please contact us
Toll-Free: 1-800-952-2382
Business hours: 9:00 a.m. to 5:00 p.m. EST
Monday to Friday.


Sincerely in His service



Sam Cairns
GOSPEL FOLIO PRESS
304 Killaly St. West,
Port Colborne, ON.
L3K 6A6 Canada




Modular Concept




Teacher's Manual

Contains an explanation of the Scripture text and helps for the teacher.



Student's Manual

These are different for every level. At the Primary level, a coloring book; at the Intermediate level, an activity book; and at the Advanced level, a study guide. (The Junior High level can use the Advanced student manual if so desired.)



Weekly Paper

A complement to the lesson. Each paper contains a relevant story either presenting the gospel or some aspect of Christian life as well as articles, columns, etc.

Our curriculum of 17 modules covers the historical portions of the Bible comprehensively. As can be seen from the list of modules on pages 4-5, a five year plan takes the student from Genesis through the Acts of the Apostles.

Unlike most Sunday School curriculum, Modular Bible Lessons are undated. Instead of being bound to a schedule and study order determined by the publisher, you have the freedom to choose what you want to study, and when you want to study it. You may choose to have everyone studying Genesis at the same time or conversely you could have the adults study Acts while the children study the Life of Christ. If your classes are studying the same modules, the lessons follow the same portion of Scripture at the different levels. Thus families can discuss the lessons together at home. The materials in each module are a Teacher's manual, Students manual, and a weekly paper. Each lesson contains a memory verse, appropriate to the age level.



Modules

Genesis

Part 1

Genesis 1-21 with
2 lessons on Job.

Genesis

Part 2

Genesis 22-50

Egypt to Canaan

Part 1

Exodus from
bondage in Egypt
to the giving of the
law at Sinai

Egypt to Canaan

Part 2

Exodus 24-
Leviticus, Numbers,
& Deuteronomy 7

Joshua, Judges, & Ruth

Lessons in Joshua,
five in Judges, and
one in Ruth

1 & 2 Samuel

Part 1

Lives of Hannah,
Samuel, Saul,
Jonathan, & the
Psalmist David

1 & 2 Samuel

Part 2

David's reign with
companion passages
in the Psalms

Kings & Chronicles

Part 1

1 Kings &
1 Chronicles-
2 Chronicles 15

Kings & Chronicles

Part 2

2 Kings &
2 Chronicles 16-36

Exile & Return

Daniel, Jeremiah,
Ezra, Nehemiah,
& Esther



Each Module Contains 13 Undated Lessons



Life Of Christ

Part 1

The Messiah's coming and miracles in Matthew, Mark & Luke

Life Of Christ

Part 2

The Messiah's credentials and His exit in Matthew, Mark & Luke

Parables

Representative parables taken from all four Gospels

Gospel of John

Part 1

John 1-10
The deity of Christ & what it means to believe

Gospel of John

Part 2

John 11-21

Acts

Part 1

Acts 1-16
New Testament assembly expansion & practice.

Acts

Part 2

Acts 16-28

Pre-School

Age 3-4



The Pre-School curriculum is separate and distinct from the rest of the modules to reflect the special needs of pre-schoolers. The new large-format edition includes four Teacher's Manuals each with 12 lessons (designed for a two to three year cycle), plus four Pre-Schooler's Handwork Books.




Primary

Grade 1-3



The Primary curriculum is written for ages 6-8 (Grades 1-3). It presents the Bible text in a way appropriate for young children. Along with the Teacher's Manual, the curriculum consists of a Student Coloring Book and a take-home paper called *Childhood Days*.




Intermediate

Grade 4-6



The Intermediate level curriculum is written for students aged 9-11 (Grades 4-6). In addition to the Teacher's Manual the materials available include a Student Activity Book and a take-home paper called *Words of Life*.



Junior High



The Junior High level curriculum is written for students aged 10-12 (Grades 7-9). In addition to the Teacher's Manual, there is also a weekly paper, entitled *Truth for Youth*. If a student manual is desired, the Advanced Studies Student Guide may be used.



Grade 7-9

Advanced



The Advanced curriculum is appropriate for senior teens to adults, and hence there are two different weekly papers. This level will be suitable for most home Bible studies as well as adult Sunday School classes.



Gr. 10 & Up

ROSE
PUBLISHING

CHARTS/ PAMPHLETS

Bible Charts, Maps and Time Lines for Teachers, Bible Study Leaders, Homeschools, Professors and Pastors.



GOSPEL FOLIO PRESS CHARTS

These charts were originally published in *Uplook Magazine* and give a visual teaching aid to various subjects including Salvation, Dispensations, Prayer, and more.



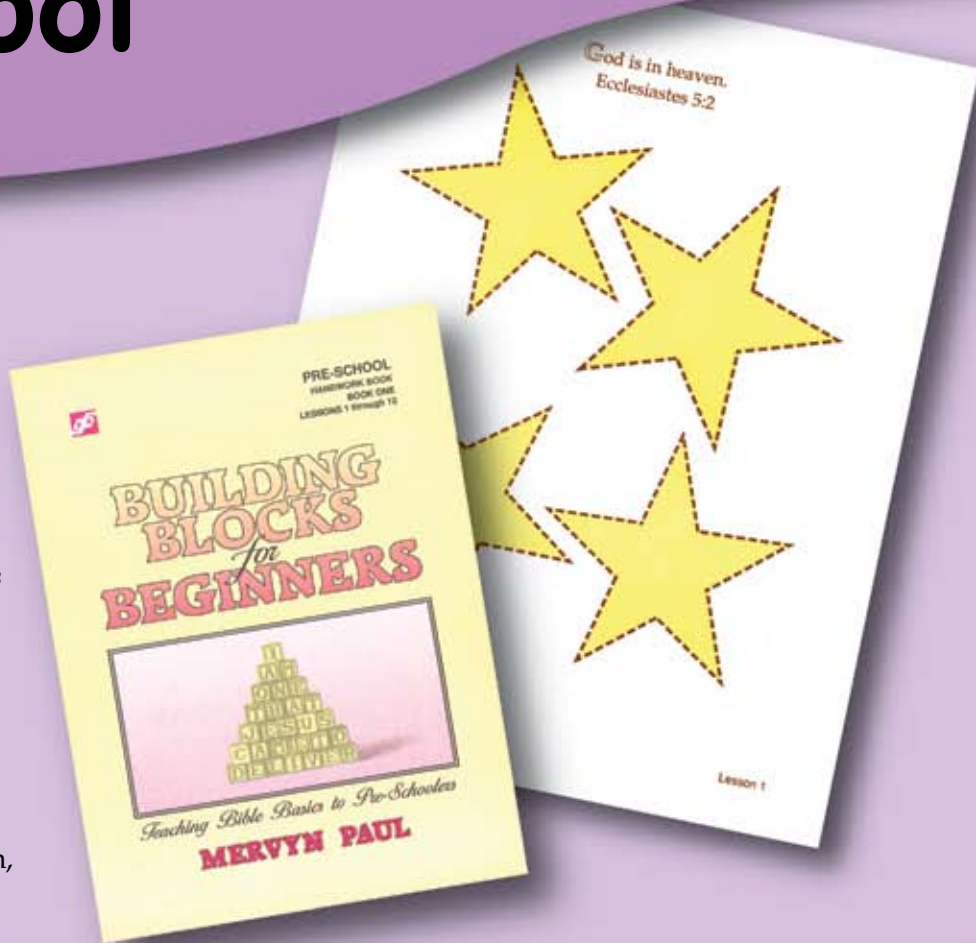
Make the Bible come alive for every age. Use Little Folk Visuals Bible felts to teach Christian values and lessons!

Pre-School


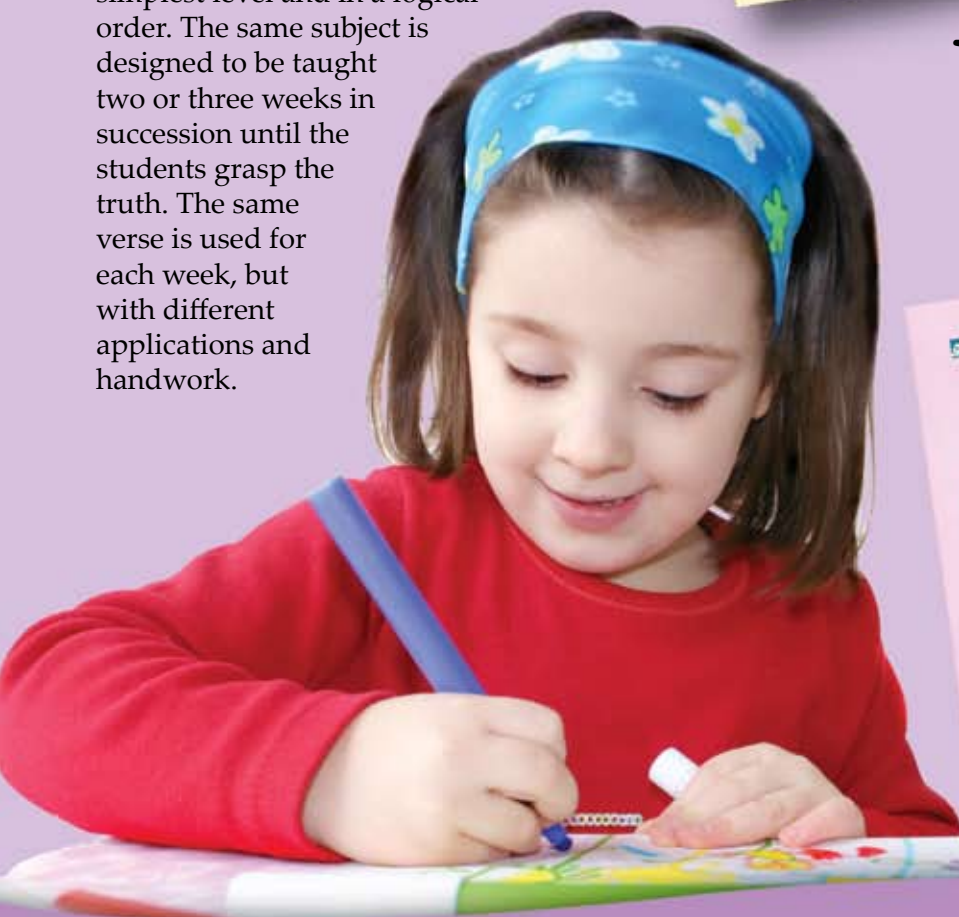
The Pre-School curriculum does not follow the module schedule outlined on pages 3–4 of this booklet. Rather, it is separate and distinct from the rest of the modules to reflect the special needs of pre-schoolers.

Based on Mervyn Paul's classic, *Teaching Principles for Beginners*, our *Building Blocks for Beginners* is completely updated and renamed. The new large-format edition includes four Teacher's Manuals each with 12 lessons (designed for a two to three year cycle), plus four Pre-Schooler's Handwork Books.

It teaches basic Bible concepts—God, man, sin, heaven, hell, salvation, etc.—at the simplest level and in a logical order. The same subject is designed to be taught two or three weeks in succession until the students grasp the truth. The same verse is used for each week, but with different applications and handwork.



The Student Handbook



4 Teaching Manuals With 12 Lessons Each

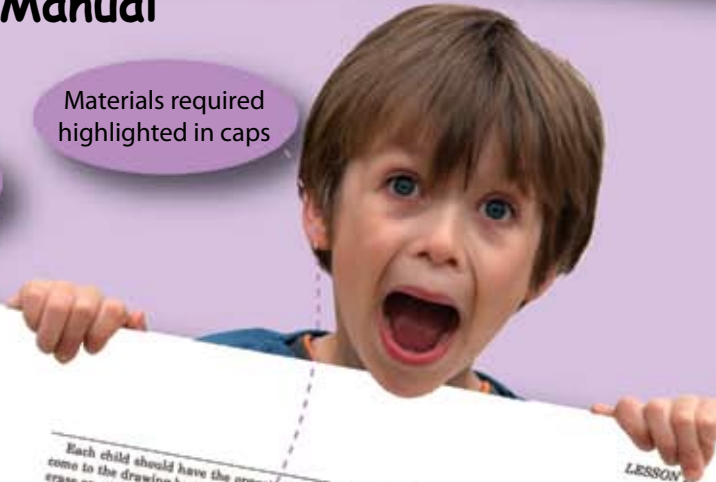
The Teacher's Manual

Memory Verse for each lesson

Hand Motions to illustrate the verse

Truth to be taught for the lesson

Materials required highlighted in caps



BUILDING BLOCKS FOR BEGINNERS

Where God Lives

A Verse for the Heart
GOD IS IN HEAVEN. Ecclesiastes 5:2

Motions
GOD — using the forefinger, point upward.
IS IN — look up toward heaven.
HEAVEN — make a short sweep of the extended hand towards heaven.

Lesson Thought
We begin to learn about God, the great Person who always was, and who always will be; Who lives up in heaven, above the stars (Acts 7:45-50; Psalm 113:4-6). The teacher must not suppose that the little ones are likely to have any clearly formed, definite, or proper ideas about God, His character, or His works. The first blunder that teachers commonly handicap their future efforts with is the assumption, "Surely they know that much, at least." Experience finally drives such workers to recognize that they must begin to teach beginners as if they knew nothing whatever of the things of God. Therefore, slowly, painstakingly, step by step, let us begin at the beginning, and build up their concepts of Him with whom they have to do. It is next to impossible to teach little ones what God is like in a direct way. But Romans 1:20 explains to us that His power and divinity are understood "by the things that are made." Having Spirit-given guidance, then, we shall begin to teach the children to think of Him as the Maker of created things (Ecc. 12:1a).

Exercise A
Draw slowly on the BOARD a star in two easy steps by making an X, then drawing a horizontal line (—) across it. If you think the children can follow (and later draw) one more step, you could add a vertical line (|) to the star as well (see fig. 1). Ask the children what it is that you have drawn. If a child answers, "A star," make sure the class hears the answer (explained in the General Instructions). If none know, you must tell them, then draw another star and ask again what they are.
The next thing is just to chat with them about stars — who has seen them, when, where, what they look like — until star-thinking is active in all their little minds. Perhaps you could show some PICTURES OF STARRY SKIES here. Nothing need be said at this point about God making the stars.
Next, tell the class that there is a very wonderful place, high up above the stars (refer to the space above the stars you have drawn). Its name is heaven. Impress this name by asking several of the children: "Is there a place high up above the stars? What is its name? Where is heaven?" Perhaps your lesson will end here. If so, (or if you would like a break in the lesson) go on to the handwork for this exercise.

Figure 1

Handwork
Each child should have the opportunity to make his / her own stars like yours. Let each one (or pair) come to the drawing board and put his / her own star on it, until all the class has done it. Be sure not to erase any. Many will identify their own star during the next class, and their minds will be refreshed when they see them. The helper can either aid you at the board with the pair, to assist them in drawing, or maintain order with the rest of the class. However, this form of learning generally retains group interest, minimizing class restlessness, particularly if you talk to the child at the board so that all can hear. The helper could also assist the ones at their seats to draw stars on a PLAIN SHEET OF PAPER given to each child. This can be done with a PENCIL, OR CRAYON. This bit of handwork is most impressive to the little child and can be used to fasten the lesson thought far better than hours of talking. In addition, with displaying their new ability at home, it also makes them more lesson-conscious. After they have completed their stars, get them to point to where heaven would be in their picture (above the stars).

Exercise B
Begin by reviewing the memory verse and the questions at the end of Exercise A. Then you can say, "There is Someone who lives up above the stars in heaven (refer again to the space above the stars that have been drawn). Does anyone know who He is?" (You may receive different answers; but do not discourage strange replies; from what they say, you will gain an insight into the thinking of your students.) Again, if you do not receive the answer, tell them and repeat the questioning.
If you end here, question as far as you have gone:
"Is there a place above the stars? What is its name? Is there Someone living up in heaven? What is His Name?"
If this next section is left for another session, be sure to repeat the previous questions, then talk further about what God is like. You can tell them that He is Someone who can hear all we say, see all we do, and who knows everything we think about. He is God. God is different from us because He always was, and always will be, forever and ever. You and I have not always been. Once we were born into the world; that is when we began to be. But God never was born. He always will be, forever. To emphasize these points, now make these statements into questions: "Can He see me? Can He hear all we say? Can He see us when we are in the dark? Does He hear all we say? Does He know all we are thinking? Has He always been? Will He ever die?"

Figure 2

Handwork
This time, on the PAGE FROM THEIR HANDBOOK (FIG. 2), they will TRACE the stars and COLOR the sky. Before they do, though, show them that the sentence at the top of the page is the memory verse that they have been learning, and that this is a good spot to have the verse because God is in heaven (above the stars). They could be instructed to color the memory verse block with a BRIGHT YELLOW CRAYON to represent God's presence in heaven above the stars.
If another session is needed in either A or B Exercises, perhaps STAR-SHAPED ITEMS (e.g. cookie cutters or stencils) could be used to TRACE stars on PAPER.

Activity to do with the students

Another exercise for a 2nd session

"Hands-on" activity to reinforce the lesson



Teachers Manual For Primary – Advanced

The Chapter at a Glance

ISAAC ON THE ALTAR (Genesis 22:1-24)

- | | |
|--|-------------|
| 1. God's Command and Abraham's Obedience | (vv. 1-6) |
| 2. Isaac's Obedience | (vv. 7-10) |
| 3. God's Intervention | (vv. 11-14) |
| 4. Blessing Abraham's Obedience | (vv. 15-19) |
| 5. Nahsh's Lineage | (vv. 20-24) |

Digging Deeper

Was there ever a longer journey than the three-day trip to Moriah? The conversation (vv. 7-8) between father and son shows faith in both of them. Isaac asked the question, "Where is the lamb?" Whatever Abraham's answer meant to Isaac at that moment, we gather that he concluded that he was to be that "lamb." The truth of substitution is seen in the provision of the ram—"The Lord will see to it" (see Rom. 5:10). Abraham's courage on Mount Moriah was proof of his persuasion that "what He had promised, He was able also to perform." Can we know what was going on in Abraham's mind as they ascended Moriah? Hebrews tells us: "By faith Abraham . . . offered up Isaac, He was able also to raise him up, even from the dead" (Heb. 11:17-19). In verse 8, Abraham stated that he expected to return with Isaac. How remarkable, considering there is no record of any resurrection scene. This chapter begins the

Who can imagine the emotion of that mountaintop scene. This chapter begins the unfolding of the dual themes of "love" and "worship" (vv. 1 & 5). Worship is costly. True worship demands a supreme love and it will cost us everything else we love.

Why such a test? Hadn't Abraham's journey by faith out of Ur, his several altars in the land, and his trust in the promise of a child through Sarah been proof enough of the sincerity of his faith? The first answer is in the words of "the angel of the Lord": "Now I know that thou fearest God . . ." This was Abraham's justification by works (James 2:14-26). Every trial is designed by our loving Father to drive the roots of faith deeper in our hearts. Unbelief is rooted out. Prayer becomes more real, the Word of God more personal. The second answer would be that God wanted Abraham to be an object lesson of His love. "He that spared not His own Son, but delivered Him up for us all, how shall He not with Him freely give us all things?" (Rom. 8:32).
God spared the son that Abraham offered.
But He would not spare His own.

A Helping Hand

A good teacher prepares his pupils before a test. But this does not mean the teacher will supply all the answers to the test. If the test is too easy, the teacher may rightly feel that he has failed his students because the purpose of the test is not only to examine what they learned in the past, but to challenge them for the future.

In Genesis 22, God gave Abraham a test. God had previously prepared Abraham for this test. (1) Abraham was called to leave behind country and kindred (Gen. 12:1). (2) He had separated from his nephew, Lot (Gen. 13:5-18). (3) He had abandoned his plans for Ishmael, thus casting out the bondswoman and her son (Gen. 21:16, 21). How was this test different? In the past, Abraham had given up evil or questionable things, but now God was asking him to sacrifice the one that God Himself had given to him. Abraham, no doubt, waited until heaven to learn the answers to the hard questions that he faced in Genesis 22. But God intervened at just the right moment (Ps. 107:27-28) to let him know he had passed this test.

Taking Aim

At this age, children generally like to play together. It is not uncommon for them to share things in play at this stage, but when it comes to a favorite article, there is still hesitation to give it up. Even more than an article, they have a growing appreciation for family members. In this study, we will utilize these feelings in emphasizing the fervent love that Abraham had for his son, Isaac, and the great sacrifice it was to give him up. We will relate this to God the Father's love and sacrificing His Son for us.

Teaching the Lesson

Get the children to think of their favorite play situation with a friend. Ask them how it would feel to give away their favorite toy. After their comments, change over to the idea of the people they hold dear. Get them to think of their family members and who they really love. Ask them what it would be like if they had to give up that person. (Be aware of separations, death, or divorce that may have happened to those close to your students, which may curtail or enhance the discussion on this topic.)

Abraham had many tents, sheep, and cows. He had lots of silver, gold, and servants. But Abraham had something he loved far more than all of these. All around where Abraham had waited a long time for God to give Isaac to him. It was his son, Isaac. But then one day they had to them, sometimes EVEN THEIR OWN CHILDREN! How awful! Abraham must have felt knowing this, and how much he loved his own son. He had given God asked Abraham to do just that! The only reason Abraham could think of doing it was because he loved God even more than his son. God had promised to bless him and give him everything he had, including his son. God had promised to raise Isaac up even many children through Isaac. He trusted God. He knew God could raise Isaac up even from death (Heb. 11:19). But, oh, the thought! Sacrificing his own dear son!

Go on to tell how they made preparation and started out on the journey. Describe the feelings Abraham would have had getting nearer and nearer to the place where he was to offer his son. Increase this with the questioning from Isaac himself (v. 7). Stress the only confidence that Abraham could have at such a time (v. 8). Go on to augment the difficulty it would have been to Abraham (vv. 9-10), preparing the altar and binding his son on the altar, climaxing it with the upheld knife to slay him. Now show how God provided—unlike the false gods to whom the heathen people around offered their children.

They weren't real. They couldn't speak out to stop them! Though God wanted Abraham to be willing to trust Him even in the giving up of his son, God didn't really want Abraham to sacrifice Isaac. But God also used this difficult time for Abraham to show us how He felt to give us His Son (see memory verse). The ram was a picture of the Lamb of God who would come. The Lamb of God was God's Son, the Lord Jesus Christ. God did not stop the people from putting nails in His Son's hands and feet to fasten Him on the cross. Abraham as a father was going to use the knife on his son, but was stopped. But God the Father did not stop when He spoke of using a sword on His Son to punish Him for our sins (Zech. 13:7). He did not stop Him from dying. What a story of love—not only for His Son but for us too!

A Verse for the Heart

He . . . spared not His own Son, but delivered Him up for us all. (Romans 8:32)

1. Personal Growth

An article providing general principles and advice on how to be a more effective teacher.

2. Module Overview

Provides a general introduction to the book or books under consideration in the module. It helps to tie together the individual lessons into a comprehensive study of the book. The individual lessons include the components below.



Chapter at a Glance provides an outline of the passage.



Digging Deeper provides an in-depth look at the passage and challenges the teacher to think carefully about it.



A Helping Hand emphasizes the main point(s) of the lesson, driving them home to the teacher.



Taking Aim focuses the teacher on how the lesson is to be applied and what the main truths are that the students are to learn.

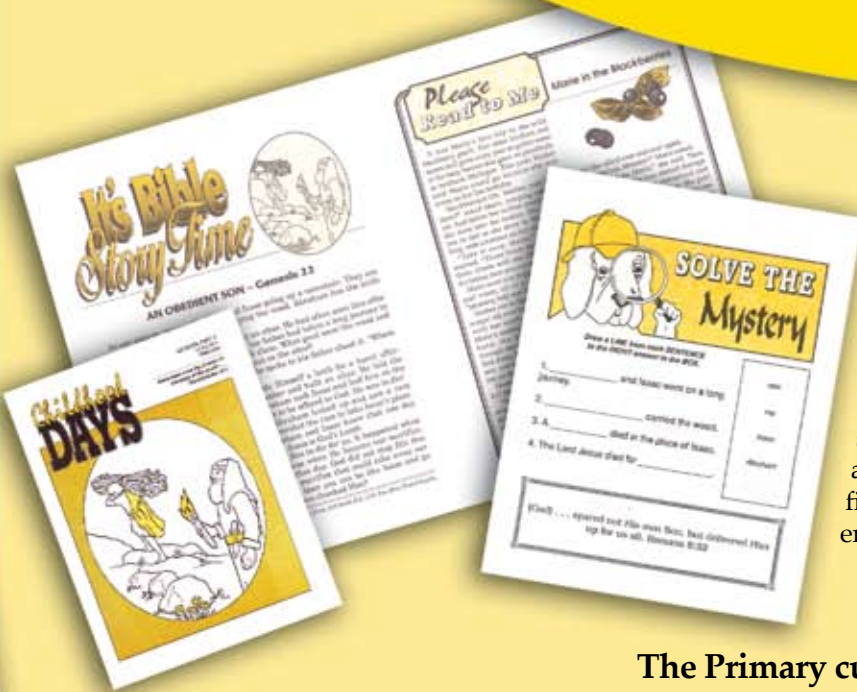


Teaching the Lesson provides practical suggestions for presenting various aspects of the lesson



A Verse for the Heart emphasizes the truth to be learned from the memory verse.

Primary




Weekly Paper

Childhood Days is a four page take-home paper. It contains a story about the Bible passage being studied, (*It's Bible Story Time*) written at a level that beginning readers can understand. As well, there is a "real life" story (*Please Read Me*) for Mom or Dad to read to the student. The story always has a gospel or spiritual growth application. As well there is a simple exercise (matching, fill in the blanks, yes or no answer, etc.) to further emphasize the truths of the Scripture passage studied.

The Primary curriculum is written for ages 6-8 (Grade 1-3) and presents the Bible text in a way appropriate for young children. Along with the Teacher's Manual, the curriculum consists of a Student coloring book and a take-home paper called *Childhood Days*.


Teacher's Manual

Provides detailed instruction for teaching the lesson to young hearts who are just beginning to gain a comprehension of God's Word.



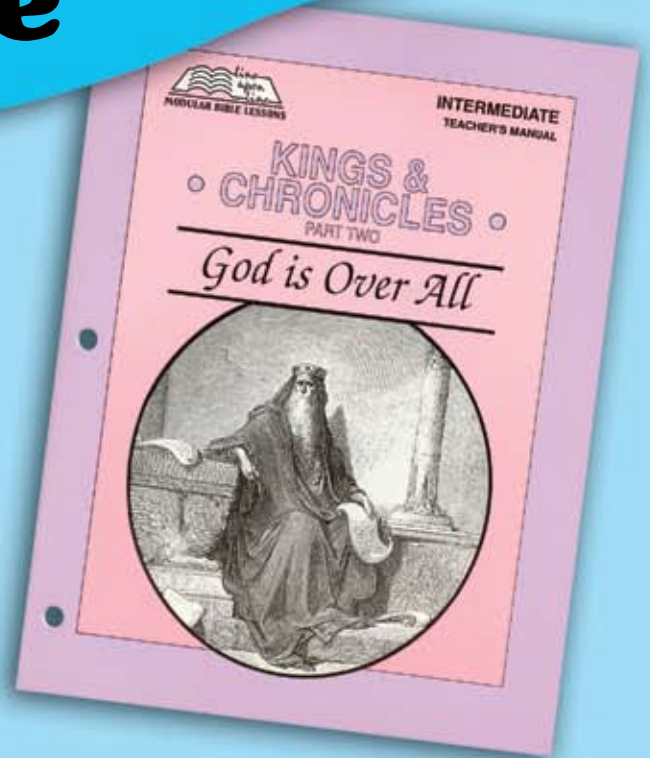
Student Coloring Book

Provides a picture illustrating one of the main points of the lesson for the students to color, either in class or at home. In bold letters on the picture is the memory verse for the week.

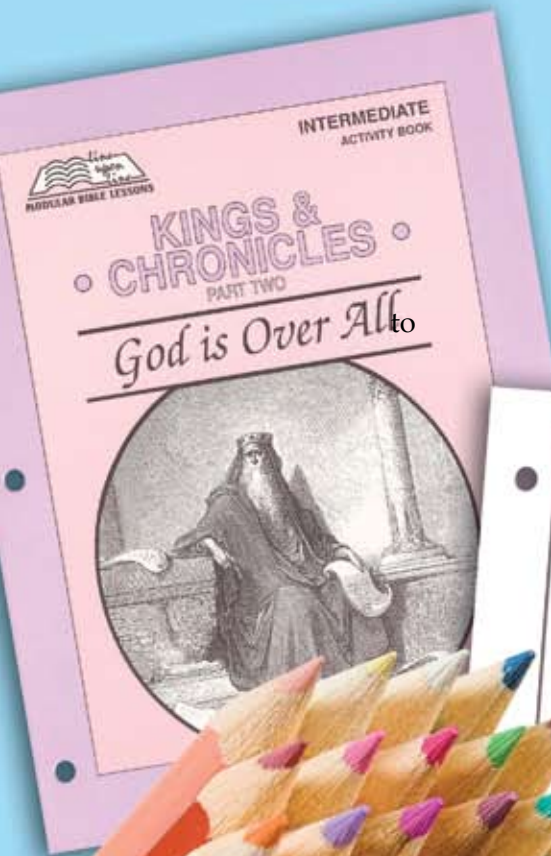


Intermediate

The Intermediate level curriculum is written for students aged 9-11 (Grades 4-6). In addition to the Teacher's Manual the materials available include a Student Activity Book and a take-home paper called *Words of Life*.




Teachers Manual



Activity Book

Contains puzzles, pictures, and Bible quizzes, all keyed to the lesson.




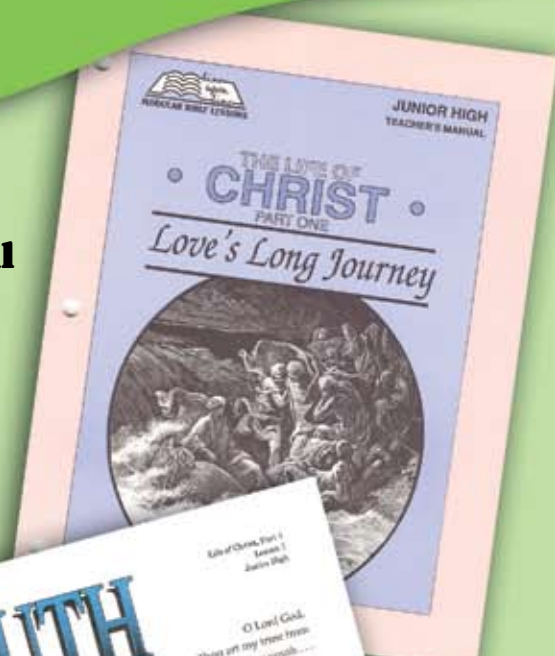
Junior High

Teacher's Manual

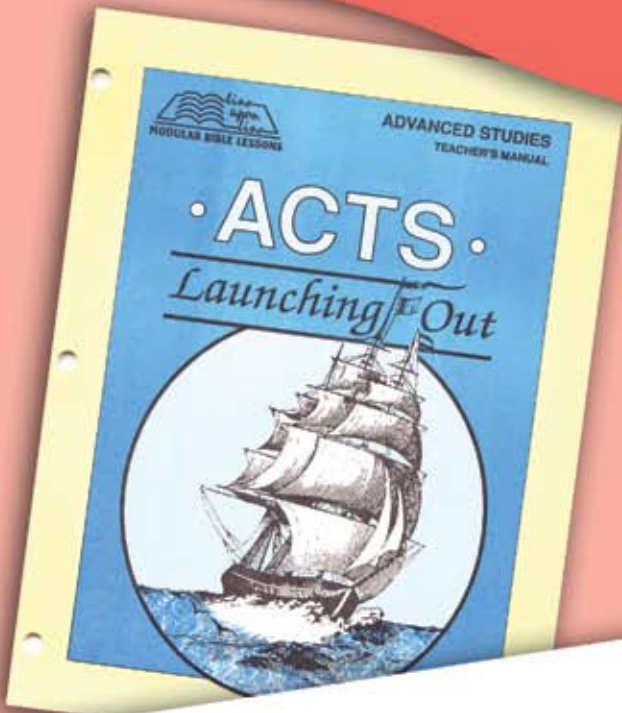
The Junior High level curriculum is written for students aged 10-12 (Grades 7-9). In addition to the Teacher's Manual, there is also a weekly paper called *Truth for Youth*. If a student manual is desired, the Advanced Studies Student Guide may be used.

Weekly Paper

Truth for Youth is a weekly paper. It contains a factual story written to retain the interest of the young adult. Some of the stories have a Gospel emphasis while others contain a lesson on the Christian life. Also featured is a series of articles of a topical nature. In the Genesis module, for instance, one aspect of evolution is refuted in each lesson. There is also a series of questions on the Scripture passage and a special column called *Letters to Barnabas*, which deals with questions young people often ask.

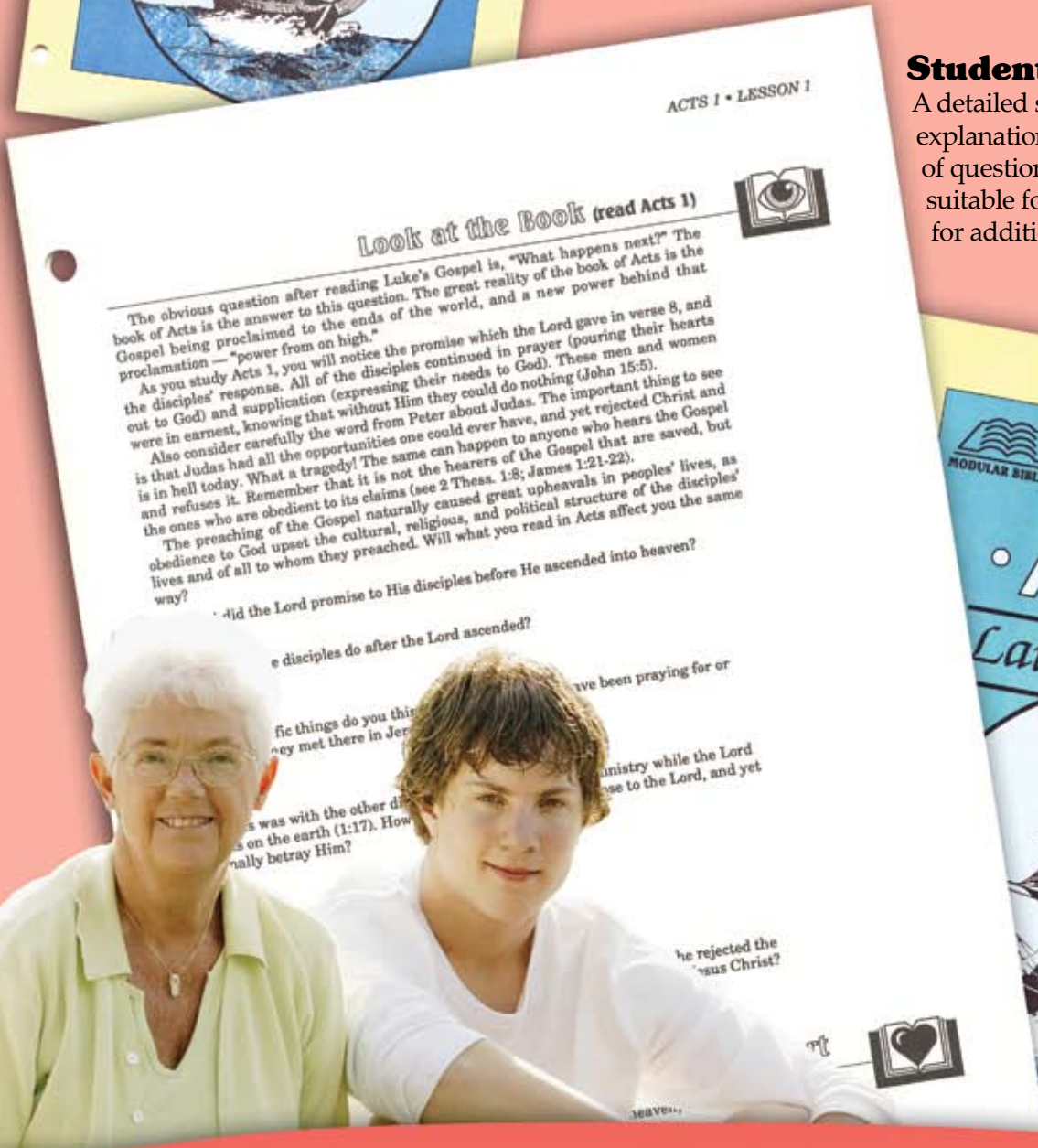


Advanced



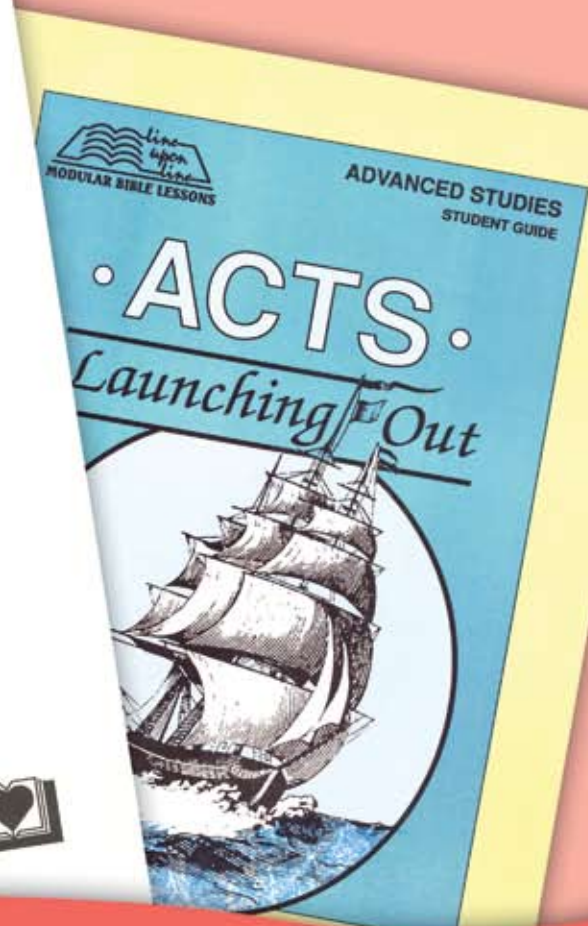
Teacher's Manual

The Advanced Studies level is appropriate for senior teens to adults, and hence there are two different weekly papers. This level will be suitable for most home Bible studies as well as adult Sunday School classes.



Student Guide

A detailed study guide with an explanation of the text and a number of questions. Some of the questions are suitable for discussion while others are for additional personal study.



Advanced Take-Home Papers

Words of FAITH

ACTS, PART 1
LESSON 1

"Fight the good fight of faith, lay hold on eternal life" (1 Timothy 6:12).



Return Visit

The granddaughter of Cornelius Vanderbilt, with her...

plate. After a time, the...

dom to Israel?" (1:6). The disciples never seemed to understand "the times and the seasons" (v. 7, cp. Matt. 24:3). But the setting up of His kingdom on earth must wait until God does a new thing, never revealed to men before the Lord Jesus came. It is not to be found in the Old Testament, save only in picture and in prophecy. It is the forming of His Church, of which He spoke to Peter when He said, "I will build My Church" (Matt. 16:18).

This wondrous building is not of man's ingenuity nor design. It is spiritual. Christ is the Chief Cornerstone, and it is made up of living stones, animated by life, and illumined by light and motion. These are...

As the disciples gazed in wonder, two heavenly messengers appeared, asking them, "Why stand ye gazing into heaven?" Why indeed? It was not the miracle of ascension that astonished them. They had seen Him raise the dead and walk on the sea. Why were they amazed? With Calvary behind Him, death and the grave conquered beneath Him, with a glorious kingdom before Him, awaiting His coronation and a whole world around Him to hear the Gospel, why was He leaving them?

True, He was leaving earth for a time, but He would never leave them. He had said, "Go . . . and, lo, I am with you always, even unto the end of the age" (Matt. 28:20). He would continue His work through His people by the power of the Spirit to the end of the world.

Did You Get It?

Read Acts 1
(Reading time: 2 min., 30 sec.)

1. What event changed the disciples' sadness into joy?
 - a. the Passover
 - b. the resurrection
 - c. the Cross
2. What great fact makes the Christian faith unique?
 - a. its Leader was a Jew
 - b. its Leader was killed
 - c. its Leader is alive forever
3. When were they to receive power?
 - a. after a night of prayer
 - b. at the ascension of Christ.
 - c. at the descent of the Spirit
4. What are some of the "infatuations" of His resurrection?

Gold Mining IN GOD'S WORD

Acts 1

"The Lord is risen indeed!" What a change that glorious message had made to the disciples! Their joy was restored, their hopes renewed, their calling renewed.

Read in Acts 1:3, "He appeared after His resurrection to His brethren."

Visit (from front page)
demand, the lady replied, "But, sir, since you enjoyed my hospitality one week ago, I have been preparing to come and enjoy yours."

The Lord Jesus has opened heaven to the human race. Are you looking forward to taking advantage of His hospitality? Unlike the Newport socialite, the Lord Jesus will only enter our lives by invitation. He wants to share in our problems now, and, in return, share with us His glory. "Whosoever shall call upon the name of the Lord shall be saved" (Acts 2:21).


John, standing by. They were last of His loved ones to see before His death. It is not surprising that it was a woman who saw Him first at His resurrection. She was prepared to carry the body of the Saviour, wrapped in one hundred pounds weight of spices. Now here the godly women have come to join the disciples in prayer.

Snapshots FROM ACTS

The Women Acts 1

Great things had happened — the cross, the resurrection, the ascension! The disciples returned to Jerusalem where they were staying. They gathered together to read the Scriptures.

John, standing by. They were last of His loved ones to see before His death. It is not surprising that it was a woman who saw Him first at His resurrection. She was prepared to carry the body of the Saviour, wrapped in one hundred pounds weight of spices. Now here the godly women have come to join the disciples in prayer.





Bible Felts



R-LF1204	Adam & Eve and Noah's Ark	78 12" figures	32"x48"
R-LF1802	Baby Jesus felts (Pre Cut)	16 figures	
R-LF1804	Baby Moses	16 figures	
R-LF1101	Basic 3 Year Bible Set	6½" figures	16"x24"
R-LF21850	Bible Beginnings Book 1 (6 stories)	8.5"x10 3/4"	
R-LF3001	Bible Favorites 7 stories & booklet	39 figures	
R-LF3003	Bible Heroes Kit (7 page book)	33 figures	
R-LFMAN	Bible in Felt Teacher's Manual (175 lessons)		
R-LF21510	Books of the Bible (Pre Cut)		
R-LF4214	Cave Overlay		32"x48"
R-LF4221	Cave Overlay		16"x24"
R-LF1506	Christian Armor 12 Talks & Teachers Manual	27 figures	32"x48"
R-LF1105	Christmas	6½" figures	16"x24"
R-LF1205	Christmas	12" figures	32"x 48"
R-LF4216	City Walls Overlay		32"x48"
R-LF4215	City Walls Overlay		16"x24"
R-LF4218	Cobblestone Overlay		32"x48"
R-LF4217	Cobblestone Overlay		16"x24"
R-LF21502	Creation Circles (Pre Cut)	17 19" overlay	32"x48"
R-LF21501	Creation (Pre Cut)	7 8 1/4" circles	16"x24"
R-LF1803	Daniel and the Lions Den (Pre Cut)	16 figures	
R-LF4049	Dark Purple Background	unmounted	32" x 48"
R-LF4009	Dark Purple Background Scene	mounted	32"x48"
R-LF4007	Dark Purple Background Felt		16"x24"
R-LF1805	David & Goliath (Pre Cut)	15 figures	
R-LF1302	Deluxe Bible Set	12" figures	32"x48"
R-LF1301	Deluxe Bible Set	600 figures	16"x24"



Deluxe Bible Set

This set includes:
600 figures

- Story of Jesus
- Christmas
- Easter
- Jesus Blessing the Children
- Second Coming
- Adam and Eve & Noah's Ark
- Heaven
- Three Mounted Background Scenes (water/sky, indoor and dark purple)
- Four Overlay Scenes (meadow, shoreline, throne room and desert)
- Filing System
- and Much More!

Make the Bible come alive for every age

R-LF4206	Desert Overlay		32"x48"
R-LF4205	Desert Overlay		16"x24"
R-LF1107	Easter	25 6 1/2" figures	16"x24"
R-LF1207	Easter	25 12" figures	32"x48"
R-LF1202	Filing System	2 boxes	32"x48"
R-LF1102	Filing System	1 box	16"x24"
R-LF21512	Fruit of the Spirit (Pre Cut)	basket & 18 fruits	
R-LF1109	Heaven	6 1/2" figures	16"x24"
R-LF1209	Heaven	12" figures	32"x48"
R-LF4046	Indoor Background	unmounted	32"x48"
R-LF4045	Indoor Background	unmounted	16"x24"
R-LF4006	Indoor Background Scene	mounted	32"x48"
R-LF4005	Indoor Scene Background Felt		16"x24"
R-LF1106	Jesus Blessing the Children	6 1/2" figures	16"x24"
R-LF1206	Jesus Blessing the Children	12" figures	32"x48"
R-LF1806	Jonah (Pre Cut)	11 figures	
R-LF1201	Large Bible Set	600 12" figures	
R-LF1305	Life of Jesus	6 1/2" figures	16"x24"
R-LF1306	Life of Jesus	12" figures	32"x48"
R-LF1880	Meadow & Sky Mounted (Pre Cut)	9 figures	
R-LF4204	Meadow Overlay		32"x48"
R-LF4203	Meadow Overlay		16"x24"
R-LF1807	Miracles of Jesus (Pre Cut)	12 figures	
R-LF1801	Noah's Ark - felts (Pre Cut)	20 figures	
R-LF4013	Prison Background	mounted	16"x24"
R-LF4014	Prison Background	mounted	32"x48"
R-LF4054	Prison Background	unmounted	32"x48"
R-LF4053	Prison Background	unmounted	16"x24"
R-LF1108	Second Coming	6 1/2" figures	16"x24"
R-LF1208	Second Coming	12" figures	32"x48"
R-LF4202	Shoreline Overlay		32"x48"
R-LF4201	Shoreline Overlay		16"x24"
R-LF1808	Stories of Ruth & Esther		
R-LF1103	Story of Jesus	6 1/2" figures	16"x24"
R-LF1203	Story of Jesus	12" figures	32"x48"
R-LF1210	Story of Jesus	185 12" figures	32"x48"
R-LF21504	Tabernacle Felt Set	32 figures	
R-LF4210	Throne Room Overlay		32"x48"
R-LF4209	Throne Room Overlay		16"x24"
R-LF1508	Two Ways	one size only	
R-LF4220	Vendors & Weapons		32"x48"
R-LF4219	Vendors & Weapons		16"x24"
R-LF4041	Water & Sky Background	unmounted	16"x24"
R-LF4042	Water/Sky Background	unmounted	32"x48"
R-LF4002	Water/Sky Lg. Background Scene	mounted	32"x48"
R-LF4001	Water/sky Sm. Background Felt		16"x24"

FRUIT OF THE SPIRIT
GENTLENESS FAITHFULNESS SELF-CONTROL
MEEKNESS PEACE JOY LOVE KINDNESS
PATIENCE GOODNESS TEMPERANCE



Paul's Journeys

Then AD 30-68

Now

Paul's Third Journey Acts 18:22-27:18

THE ARMOR OF GOD

EPHESIANS 6:10-18
 "...be strong in the Lord and in his mighty power. Put on the full armor of God so that you can take your stand against the devil's schemes." v. 10, 11

The Shield of Faith (Eph. 6:16)
 Faith is being sure that God will keep His promises. Faith in God protects you when you are tempted to doubt.

The Helmet of Salvation (Eph. 6:17)
 Put on the Helmet of Salvation by believing that Jesus Christ died for your sins and rose again.

The Breastplate of Righteousness (Eph. 6:14)
 Righteousness is being honest, good, humble, and fair to others. It means standing up for weaker people.

The Belt of Truth (Eph. 6:14)
 Truth keeps us from giving in to the world's beliefs. Compare your beliefs and actions to the truth of the Word of God.

The Sword of the Spirit (Eph. 6:17)
 which is the Word of God. God's Word is our offensive weapon. When we tell others what the Bible says, the Holy Spirit helps people see their bad thoughts and actions, and makes them want to be forgiven.

Feet Prepared with the Gospel of Peace (Eph. 6:15)
 The Gospel of Peace is being right with God, and being contented in troubled times. Jesus said peacemakers were blessed.

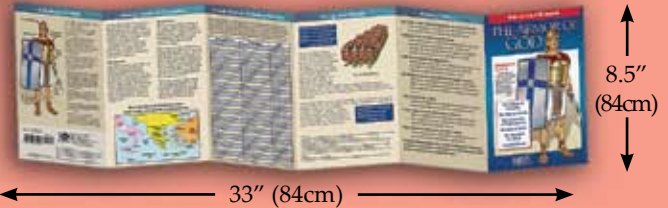


Z-511X	100 Prophecies Fulfilled by Jesus		990-198-2812		
Z-511L	100 Prophecies Fulfilled By Jesus	Lam.	990-198-288X		
Z-442L	100 Things to Know Before Dating & Marriage		189-094-7393		
Z-7873	Answers to Evolution		189-094-7873		
Z-7881	Answers to Evolution	Lam.	189-094-7881		
Z-478X	Answers to the Da Vinci Code		159-636-0062		
Z-478L	Answers to the Da Vinci Code	Lam.			
Z-434X	Archaeology & The Bible N. T.		990-198-1360	Z-524L	Armor of God Lam. 990-198-2405
Z-434L	Archaeology & The Bible N. T.	Lam.	990-198-1433	Z-561X	Bible Overview 189-094-7695
Z-418X	Archaeology & The Bible O. T.		990-198-3371	Z-561L	Bible Overview Lam. 189-094-7709
Z-418L	Archaeology & The Bible O. T.	Lam.	990-198-3444	Z-487L	Bible Time Line Lam. 159-636-0267
Z-546L	Ark of the Covenant	Lam.	189-094-7288	Z-487X	Bible Time Line 159-636-0259
Z-546X	Ark of the Covenant		189-094-727X	Z-R502X	Books Of The Bible 990-198-0356
Z-542X	Armor Of God		990-198-2332	Z-R502L	Books Of The Bible Lam. 990-198-0771

Laminated charts are more durable.

Z-R417X	Christian History Time Line		990-198-0992	Z-436X	Life of Jesus, The		189-094-7172
Z-R417L	Christian History Time Line	Lam.	990-198-1069	Z-R508X	Lord's Prayer / Debts		096-550-8218
Z-0518	Christianity, Cults & Occult		159-636-0518	Z-R508L	Lord's Prayer / Debts	Lam.	096-550-8226
Z-0526	Christianity, Cults & Occult	Lam.	159-636-0526	Z-R509X	Lord's Prayer / Trespasses		096-550-8242
Z-R403X	Christianity, Cults & Religions		990-198-0917	Z-R509L	Lord's Prayer / Trespasses	Lam.	096-550-8250
Z-R403L	Christianity, Cults & Religions	Lam.	990-198-1050	Z-309X	Middle East & Central Asia		189-094-7172
Z-0674	Classroom 10 Ft. Bible Time Line		159-636-0674	Z-309L	Middle East & Central Asia	Lam.	189-094-7180
Z-408X	Creation and Evolution		096-550-8277	Z-R301X	Middle East: Then & Now		990-198-0003
Z-408L	Creation and Evolution	Lam.	096-550-8285	Z-R301L	Middle East: Then & Now	Lam.	990-198-0429
Z-437X	Creation, The		189-094-7296	Z-445X	Names of God		189-094-7423
Z-437L	Creation, The	Lam.	189-094-730X	Z-445L	Names of God	Lam.	189-094-7431
Z-439X	Denomination Comparison		189-094-7334	Z-0577	Names of Jesus		159-636-0577
Z-439L	Denomination Comparison	Lam.	189-094-7342	Z-0585	Names of Jesus	Lam.	159-636-0585
Z-R501X	End Times Prophecies		990-198-0283	Z-R402X	New Testament Time Line		990-198-0216
Z-R501L	End Times Prophecies	Lam.	990-198-0704	Z-R402L	New Testament Time Line	Lam.	990-198-0631
Z-7954	Evidence For The Resurrection		189-094-7954	Z-571X	Noah's Ark		159-636-0186
Z-7962	Evidence For The Resurrection	Lam.	189-094-7962	Z-571L	Noah's Ark Laminated	Lam.	159-636-0194
Z-311X	Exodus Map, The		189-094-7547	Z-R401X	Old Testament Time Line		990-198-0143
Z-311L	Exodus Map, The	Lam.	189-094-7555	Z-R401L	Old Testament Time Line	Lam.	990-198-0569
Z-315X	Family Tree Of Jesus (Ex Large)		159-636-0402	Z-310X	Palm Sunday to Easter Map		189-094-7156
Z-315L	Family Tree Of Jesus (Ex Large)	Lam.	159-636-0410	Z-310L	Palm Sunday to Easter Map	Lam.	189-094-7164
Z-446X	Feasts & Holidays of Israel		189-094-744X	Z-R304X	Paul's Journey Then And Now		990-198-0844
Z-446L	Feasts & Holidays of Israel	Lam.	189-094-7458	Z-R304L	Paul's Journey Then and Now	Lam.	990-198-0984
Z-491X	Following Jesus		159-636-033X	Z-430X	Reasons to Wait (8" x 10")		990-198-1352
Z-491L	Following Jesus	Lam.	159-636-0348	Z-430L	Reasons to Wait (8" x 10")	Lam.	990-198-128X
Z-431X	Four Views of The Millennium		990-198-1425	Z-526X	Seven Churches of the Revelation		990-198-2618
Z-431L	Four Views of the Millennium	Lam.	990-198-1492	Z-526L	Seven Churches of the Revelation	Lam.	990-198-2685
Z-557X	Fruit of the Spirit		189-094-7792	Z-552X	Solomon's Temple Cutaway		189-094-7520
Z-557L	Fruit of the Spirit	Lam.	189-094-7806	Z-552L	Solomon's Temple Cutaway	Lam.	189-094-7539
Z-514X	Genealogy of Jesus (Ex-Large)		990-198-3231	Z-554X	Statue in the Book of Daniel		189-094-775X
Z-514L	Genealogy of Jesus (Ex-Large)	Lam.	990-198-3304	Z-554L	Statue in the Book of Daniel	Lam.	189-094-7768
Z-479X	Genesis Time Line		159-636-0089	Z-483X	Straight Talk		159-636-0135
Z-479L	Genesis Time Line	Lam.	159-636-0097	Z-483L	Straight Talk	Lam.	159-636-0143
Z-1638L	God's Dispensation & Prophetic Plan	Lam.	990-198-1638	Z-R882L	Tabernacle Cut Away	Lam.	189-094-7490
Z-427L	God's Promises for Kids	Lam.	9901980658	Z-574X	Tabernacle Paper Model		159-636-0402
Z-488X	Heroes of the Old Testament		159-636-0305	Z-574L	Tabernacle Paper Model Large	Lam.	159-636-0283
Z-488L	Heroes of The Old Testament	Lam.	159-636-0313	Z-R510X	Tabernacle, The		990-198-0852
Z-R302X	Holy Land Then And Now		990-198-0070	Z-R510L	Tabernacle, The	Lam.	990-198-0925
Z-R302L	Holy Land Then And Now	Lam.	990-198-0496	Z-515X	Temple, The		990-198-002X
Z-761X	How To Study The Bible		189-094-761X	Z-515L	Temple, The	Lam.	990-198-0097
Z-7628	How To Study The Bible	Lam.	189-094-7628	Z-R504X	Ten Commandments KJV		990-198-1964
Z-R406X	How We Got The Bible		990-198-2731	Z-R504L	Ten Commandments KJV	Lam.	990-198-2030
Z-R406L	How We Got The Bible	Lam.	990-198-2804	Z-R503X	Ten Commandments NIV		990-198-1263
Z-460X	Islam and Christianity		189-094-7652	Z-R503L	Ten Commandments NIV	Lam.	990-198-1336
Z-460L	Islam and Christianity	Lam.	189-094-7660	Z-435L	Trinity, The	Lam.	189-094-7229
Z-544X	Jerusalem at the Time of Jesus		189-094-7253	Z-435X	Trinity, The		189-094-7210
Z-544L	Jerusalem at the Time of Jesus	Lam.	189-094-7261	Z-523X	Way of Salvation / Romans Road		990-198-128X
Z-R869X	Jerusalem Panorama		990-198-2251	Z-523L	Way of Salvation / Romans Road	Lam.	990-198-226X
Z-R869L	Jerusalem Panorama	Lam.	990-198-2324	Z-R305X	Where Jesus Walked		990-198-2944
Z-425X	Kings & Prophets		990-198-0305	Z-R305L	Where Jesus Walked	Lam.	990-198-3010
Z-425L	Kings & Prophets	Lam.	990-198-0372	Z-424X	Why Wait?		990-198-016X
Z-436L	Life of Jesus, The	Lam.	189-094-7180	Z-424L	Why Wait?	Lam.	990-198-0232

These handy pamphlets fit inside the cover of your Bible 21 x 14cm. They are laminated for extra durability. Perfect for students and leaders.



L-7199	100 Prophecies Fulfilled by Jesus	189-094-7199	Z-456X	Feasts & Holidays of the Bible	189-094-758x
L-7407	100 Things You Need to Know	189-094-7407	Z-492X	Following Jesus	159-636-0356
L-7903	Answers to Evolution	189-094-7903	Z-559X	Fruit of the Spirit	189-094-7814
L-0037	Answers To The Da Vinci Code	159-636-0037	Z-480X	Genesis Time Line	159-636-0100
Z-433X	Archaeology and the Bible New Testament	990-198-0100	Z-489X	Heroes Of The Old Testament	159-636-0321
Z-423X	Archaeology and the Bible Old Testament	990-198-3657	L-7636	How To Study The Bible	189-094-7636
Z-575X	Armor of God	159-636-0291	Z-414X	How We Got the Bible	096-550-8269
Z-563X	Bible Overview	189-094-7717	Z-461X	Islam and Christianity	189-094-7679
L-3584	Bible Time Line	990-198-3584	L-0631	Life of Paul Overview	159-636-0631
Z-R413X	Christian History Timeline	096-550-8293	L-7504	Names of God	189-094-7504
L-0534	Christianity, Cults & Occult	159-636-0534	L-0593	Names of Jesus	159-636-0593
L-1409	Christianity, Cults & Religions	990-198-1409	Z-572X	Noah's Ark	159-636-0208
L-0682	Concise Guide to Narnia	159-636-0682	Z-555X	Statue In The Book Of Daniel	189-094-7776
Z-7016	Creation & Evolution	189-094-7016	Z-565X	Tabernacle, The	189-094-7997
Z-317X	Dead Sea Scrolls	159-636-0445	Z-567X	Temple, The	159-636-0011
L-7350	Denominations Comparison, The	189-094-7350	L-0615	Ten Commandments	159-636-0615
L-7970	Evidence For The Resurrection	189-094-7970	Z-411X	Trinity, The	189-094-7024
			L-7946	Twelve Disciples	189-094-7946
			Z-428X	Why Wait?	990-198-0270

GOSPEL FOLIO PRESS Charts



These charts were originally published in *Uplook Magazine*

L-PRO	Biblical Prophecy	L-PCH	Parables Of The Kingdom
L-CHG	Church History	L-RSH	Real Snake Handling
L-CNA	Compound Names Of Jehovah	L-BOT	Revelation Opened Things
L-FCH	Feasts Of Jehovah	L-SCR	Seven Churches Revelation
L-CCL	God's Tactics In Evangel	L-SGS	So Great Salvation
L-CHA	History is His Story (Dispensation)	L-GCH	Stir Up Your Gift
L-OTE	Isaiah Old Testament Evangelist	L-TUP	Teach Us To Pray
L-CPE	Key Events In The Life Of Peter	L-CPS	Tehillim (Psalms) Heaven's Poetry
L-CKL	Key Locations Early Church	L-TTQ	Ten Test Questions
L-OCH	Levitical Offerings	L-TCH	The Temples
L-CLO	Long Walk: Israel's Wilderness Journey	L-TRTD	Two Roads & Two Destinies
L-LBA	Love By Association	L-UDD	Unfolding Doctrine of Dispensations
L-MNT	Multiple Names & Titles	L-CUT	Unlocking The Treasure Chest

Our Statement of Faith

WE BELIEVE

- In the **Bible as the divinely inspired and inerrant Word of God**, the revelation of His mind and will to man, the infallible and all-sufficient guide for salvation, and all aspects of the Christian life and testimony (2 Tim. 3:16-17; 2 Pet. 1:20-21).
- In **one God**, the Creator of all, eternally existing in three persons: Father, Son, and Holy Spirit.
- In the **sovereignty of God**, and in the **free will of man** to obey or to obey not the Gospel (2 Thess. 1:8).
- In the **full deity of the Lord Jesus Christ**, that He is true God and true Man, begotten of the Holy Spirit, born of a virgin into perfect and impeccable humanity (John 1:1; Phil. 2:6; Matt. 1:23-25; 1 Jn. 3:5).
- In the **depravity of every aspect of the human nature** through the fall in the Garden of Eden, humanity being tempted and deceived by Satan, a real and personal devil, the arch-enemy of God and man.
- In the absolute **inability of the sinner to be saved** from eternal punishment **by self-righteousness** or good works (Gen. 3; Rom. 3:23; Eph. 2:8-9).
- In the **bodily resurrection** of the just and the unjust, the everlasting blessedness of the saved (1 Thess. 4:17), and the everlasting, conscious punishment of the lost (Rev. 20:15).
- In the **finished work of Christ** on the cross of Calvary, through which sacrifice Christ has effected complete and eternal redemption (Rom. 3:24; Eph. 1:7). God set His seal of approval on the work of Christ when He raised Him bodily from the dead and enthroned Him at His own right hand in Heaven, being made the only Head of the Church (Eph. 1:20-23; Col. 1:18). He is the Lord of the individual (John 13:13), the High Priest over the House of God (Heb. 7:20-28; 10:21), the Advocate on behalf of His people (1 Jn. 2:1), and the Judge of all (Acts 17:31).
- In the **immediate and eternal salvation** of every person who truly believes on Christ, and rests, by faith, upon His finished work as the only righteous ground on which a holy God can forgive sins, and that all believers are to give the witness of a good conscience before God, being baptized by immersion (Acts 8: 36-39).
- That all who by faith receive the Lord Jesus Christ as Saviour are instantly **born again of the Holy Spirit**, indwelt by Him, and by the same Holy Spirit are baptized into the one Body of Christ, the Church (1 Cor. 12:12-14).
- That the early Church met together and “continued steadfastly in the apostle’s doctrine and fellowship, and in breaking of bread, and in prayers,” and that this is **God’s pattern for the Church** today.
- In the **personal, imminent, and premillennial coming of the Lord** to the air to rapture the Church (1 Thess. 4:13-17).
- In the **revelation of the Lord in glory** at His second advent, to establish His kingdom visibly on earth and to reign in righteousness (2 Thess. 1:6-10), after which shall be set up the Great White Throne judgment in the heavens for the judgment of “the dead, small and great” (Rev. 20:15), the present heavens and earth will pass away and a new heaven and earth will be formed wherein righteousness shall dwell and the eternal Day of God will be ushered in (2 Pet. 3:10-13).

Ask about our Convenient


Automatic Reorder Option

- No worry ordering
- Automatically shipped to you every three months

Line Upon Line Modular Bible Lessons is... ...an age-integrated Bible Study program for all ages.


Perfect for use in:

- **Sunday Schools**
- **Small group Bible studies**
- **Home school Bible lessons**
- **Children's Bible clubs**

This booklet explains all about the materials and shows you actual samples from the lessons. If you are serious about studying or teaching the Bible, you need Line Upon Line Modular Bible Lessons from  GOSPEL FOLIO PRESS!

3 ways to order:

1. **Call: 1-800-952-2382**
2. **E-mail: orders@gospelfolio.com**
3. **Online: www.gospelfolio.com**

 GOSPEL FOLIO PRESS is a non-denominational publisher of Christian literature. We are evangelical, fundamental, and dispensational. We have been producing solid, Bible-based books and devotional materials for over 80 years.

"I've been exposed to many pre-school curricula in the past but never have I found one that teaches a child the reality of God so clearly as your Building Blocks for Beginners. It is just right for their age level. It gently leads them to a knowledge of Christ."

—**Sunday School Teacher**
Regina Tucker,
Hialeah, FL

"This curriculum is so much better than anything I've used before. It is serious about teaching Biblical principles!"

—**A Missionary**
Nancy Sturm,
Albania

"The lesson takes a lot more preparation than the curriculum I was using before, but now I'm learning a lot more and as a result I am better able to teach the students."

—**Sunday School Teacher**
Nancy Peck,
Bradford, ON

"Whatever you are teaching my kids keep it up! It's the first time that they want to read the Bible for themselves."

—**A Parent**
Tavistock, ON

"We are thrilled with your Sunday School materials."

—**Sunday School Teacher**
Mrs. John Small,
Yakima, Washington

"Sometimes I wonder who learns more, the students or me."

—**Sunday School Teacher**
Larry Ball,
Kintore, ON

"This is a very effective tool for reinforcing Biblical concepts."

—**A Home-Schooling Parent**
Tim Donahue,
Grand Rapids, Michigan

"Our teachers and students are really learning more with your curriculum."

—**An Elder**
Halifax, NS